

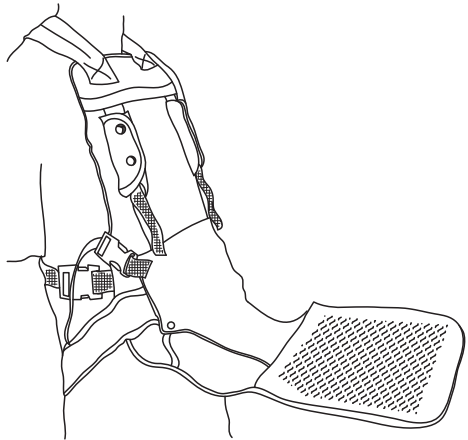
INSTRUCTIONS

⚠ WARNING: Please read all directions well before use. ⚠

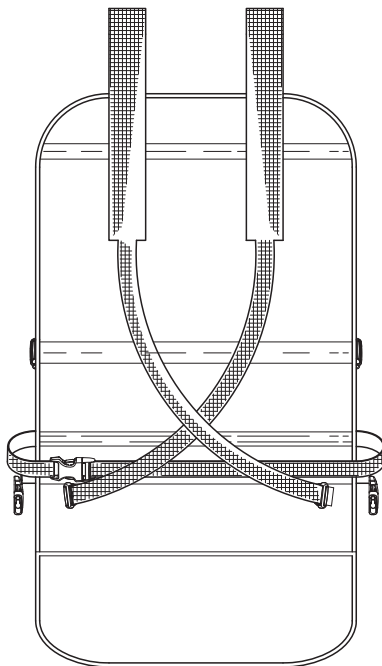
Keep instruction manual for future use.

The lap seat is designed for children between 8 months to 24 months 15lbs to 30lbs (7kg – 13kg) – if your baby is less than 8 months old, make sure they are able to sit on their own and support themselves before using the lap seat, otherwise, refrain from using the seat.

1. - Fasten and adjust your waist buckle at your back, (for support and stability.)



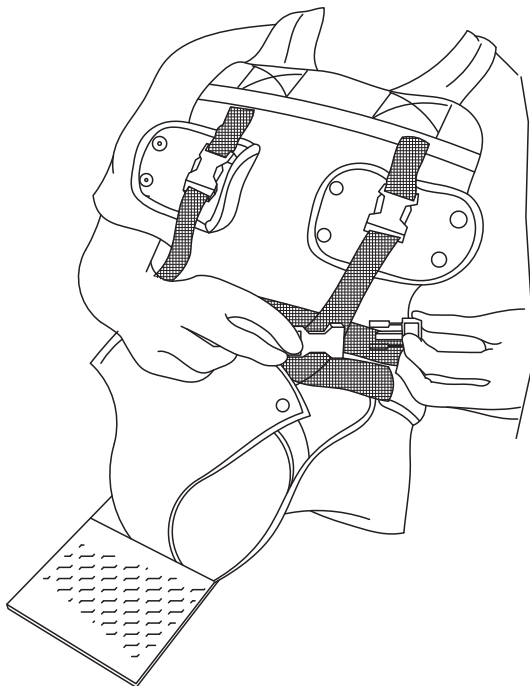
2. - Cross the back straps across your back and attach to the buckle on your side.



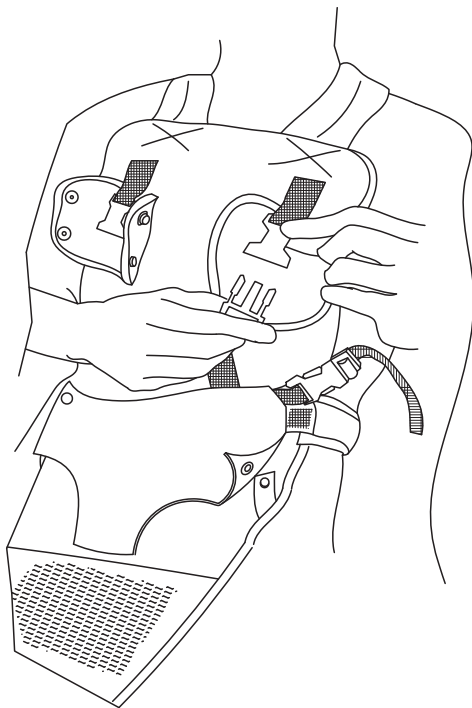
3. – Place your baby in the forward sitting position, have your baby's face look away from you.



4. - Attach and secure the buckle on each side of the triangular pouch. And make sure each leg fit snugly and securely on each side.



5. - Attach and secure the baby shoulder straps to the buckles.



6. - Close all snaps on leg opening and the shoulder buckle covers, on each side.

IMPORTANT TRAVEL INFORMATION

****IF YOU ARE USING YOUR LAP SEAT WHILE TRAVELING ON A PLANE , IT CAN ONLY BE USED WHILE IN FLIGHT ONLY. NOT DURING TAKE OFF OR LANDING.WHILE STILL ON THE GROUND , SECURE YOUR BABY ON YOUR LAP WITH YOUR HANDS, AND KEEP THE POUCH ,BUCKLE AND SHOULDER STRAPS FOR THE BABY UNBUCKLED, UNTIL FLIGHT CREWS ANNOUNCE THAT IT'S OK TO MOVE AROUND THE CABIN, THEN ATTACHED ALL BUCKLES, SNAPS AND SHOULDER STRAPS TO KEEP YOUR BABY SECURED DURING FLIGHT. OBEY ALL FLIGHT CREW INSTRUCTIONS WHILE IN FLIGHT.YOU SHOULD FOLLOW THE SAME PROCESS OUTLINED FOR TAKE OFF, IN PREPARATION FOR LANDING.**

**** FAA does not approve the use of any lap restraint systems, or strapped carrier devices for children during take off and landing****

WASHING INSTRUCTIONS

Machines wash separately in warm water, mild detergent, gentle cycle. Dry on delicate cycle and remove when seams are still damp, air dry, avoid direct sunlight, and drip dry if necessary, Do not use chlorine bleach or fabric softener, Do not use detergents with bleach, perfumes, dyes, chlorine, or optical brighteners never iron trim, spot clean as needed. We will not be held responsible for faded colors due to laundering. Improper care will void any and all warranties.

Warranty

The MH Baby Co. warrants our products against manufacture defects in materials and workmanship only. We stand behind all of our products, and we'll either repair or replace, free of charge within the first 90 days from the date of purchase, any lap seat product that is defective. Proof of purchase is necessary and products must be returned for warranty service with actual receipt, and original packaging. Should you have a warranty claim please contact

MH Baby Co. Customer Service at: customerservice@mhbabyco.com

IMPORTANT!

SAFETY WARNINGS BELOW

READ ALL INSTRUCTIONS THOROUGHLY
BEFORE USING THE BABY LAP SEAT.

WARNING-FALL HAZARD

FOLLOW INSTRUCTIONS FOR USE. SMALL CHILDREN CAN FALL THROUGH OPENINGS. ONLY USE THIS LAP SEAT FOR CHILDREN BETWEEN 8 MONTHS TO 24 MONTHS. THE LAP SEAT IS NOT DESIGNED TO CARRY A CHILD IN AN OUTWARD FACING POSITION. IT IS TO BE USED WHILE YOU AND YOUR BABY ARE IN THE SITTING POSITION ONLY NOT WALKING.

FOLLOW PROPER PLACEMENT GUIDELINES AND INSTRUCTIONS FOR USE. PLEASE EXERCISE CAUTION AT ALL TIMES. CHECK TO MAKE SURE ALL BUCKLES, SNAPS, STRAPS, AND ADJUSTMENTS ARE SECURE BEFORE EACH USE.

EACH USE.

BABY'S LEGS AND FEET NEED TO BE OBSERVED WHILE IN THE LAP SEAT. THE LEGS SHOULD COME OUT OF THE OPENINGS ON THE SIDES OF THE LAP SEAT. BE SURE TO CHECK THAT THE LEGS AND FEET ARE IN NO WAY CONSTRICTED.

WHEN FASTENING THE WAIST BELT BUCKLE, FEED THE MALE BUCKLE THROUGH THE FEMALE BUCKLE AND LISTEN FOR THE "CLICKING" SOUND TO MAKE SURE THAT THE BUCKLE IS SECURELY ENGAGED. TUG ON THE STRAP AND BUCKLE TO MAKE SURE THAT THE CLOSURE FIT NEVER UNBUCKLE YOUR WAIST BELT OR YOUR SHOULDER STRAP WHILE THE BABY IS IN THE LAP SEAT. NEVER WEAR THE LAP SEAT WITH BABY IN IT WHILE THE STRAPS ARE UNBUCKLED.

YOUR BALANCE MAY BE ADVERSELY AFFECTED BY YOUR MOVEMENT AND THE MOVEMENT OF YOUR CHILD. TAKE PROPER CAUTION WHEN BENDING OR LEANING TO AVOID INJURY.

THIS LAP SEAT SHOULD NOT BE USED BY A PERSON WITH PHYSICAL PROBLEMS THAT MIGHT INTERFERE WITH THE SAFE USE OF THE PRODUCT, INCLUDING BUT NOT LIMITED TO: MUSCULAR, CIRCULATORY OR SKELETAL PROBLEMS, PROBLEMS WITH BALANCE, OR DIZZINESS, OR PAINFUL DISORDERS OF THE BACK OR LEGS.

THIS LAP SEAT SHOULD NEVER BE USED IF THE WEARER IS IMPAIRED BY ALCOHOL OR DRUGS OR IF THE WEARER IS TIRED OR IN PAIN, AS BALANCE AND REFLEXES MAY BE IMPAIRED, WHICH COULD LEAD TO CRUSHING OR MAJOR INJURY TO THE BABY WHILE ON YOUR LAP.

IF THE PERSON USING THE LAP SEAT SHOULD DEVELOP SHOULDER OR BACK PROBLEMS,

DISCONTINUE ITS USE AND CONSULT A QUALIFIED MEDICAL PROFESSIONAL.

THE LAP SEAT SHOULD NOT BE USED WHEN WALKING, RUNNING, JOGGING, CLIMBING, BIKING, OR PARTICIPATING IN ANY OTHER SPORTING OR STRENUOUS ACTIVITIES. IT IS TO BE USED ONLY WHILE YOU ARE SITTING WITH YOUR BABY ON YOUR LAP YOU SHOULD ALWAYS BE AVAILABLE TO CHECK AND ADJUST BABY'S POSITION. INSPECT THE BABY LAP SEAT REGULARLY FOR ANY SIGNS OF WEAR AND TEAR, ESPECIALLY AROUND STRAPS, POUCH, BUCKLES AND SEAMS.

USE COMMON SENSE AND YOUR BEST JUDGMENT WHEN IT COMES TO KEEP YOUR BABY SAFE AND SECURE, WE WILL NOT BE HELD RESPONSIBLE FOR ACCIDENT ARISING FROM IMPROPER USE OF THE LAP SEAT.

MH Baby Co. LLC, P.O. Box 737284, Elmhurst, NY 11373
mhbabyco.com

WARNING-SUFFOCATION HAZARD

INFANT UNDER 4 MONTHS CAN SUFFOCATE IN THIS PRODUCT IF FACE IS PRESSED TIGHT AGAINST YOUR BODY.

DO NOT STRAP BABY TOO TIGHT AGAINST YOUR BODY.

ALLOW ROOM FOR HEAD MOVEMENT.

KEEP INFANT FACE FREE FROM OBSTRUCTIONS AT ALL TIME.

KEEP INSTRUCTION MANUAL FOR FUTURE USE

MH Baby Co. LLC, P.O. Box 737284, Elmhurst, NY 11373
mhbabyco.com